

# OAK HARBOR DEMOGRAPHICS REPORT

JULY 2023



**Prepared by :**  
**Steve McCaslin**  
**360-279-4505**

**CONTACT US**  
**City of Oak Harbor**  
**865 SE Barrington Drive**  
**Oak Harbor, WA 98277**

**Phone: 360-279-4500**

Introduction and Sources	3
Population	4
Age	5
Sex & Fertility	7
Income	8
Education & Marital Status	9
Housing	10
Disabilities	12
Social Security	13
Poverty	14
Race	17
Veterans	19
Bibliography and Resources	20

# TABLE OF CONTENTS



## Introduction

Demographics is the study of a population based on age, race, sex, and a host of other factors that play an integral role in any local economy. For instance, the goods and services needed to support a family with young children differ dramatically from those needed for a retired couple. Governments, corporations, nongovernment organizations, and many others use demographics to learn more about a population's characteristics for a multitude of purposes, including policy development and economic market research.

This report presents basic demographic data about Island County so the reader can gain an understanding of how demographics might affect their local area. When reading this report, it's important to understand the difference between median and mean.

Median: the middle value in a series arranged from smallest to largest.

Mean: a value computed by dividing the sum of a set of terms by the number of terms.

For the median, Census finds the point smack dab in the middle of the data set (all reported incomes). For the mean, Census takes reported income from all Island County households, adds them together, and divides by the number of households.

## Sources of Information

The primary source for all the information in this report comes from the U.S. Census's *American Community Survey, 2021 5-year estimates using 2021 inflation-adjusted dollars* except where noted. The use of various data sets is normal because of the time needed to aggregate and consolidate data for a specific period of time. This data is relevant and allows a baseline from which subsequent years can be compared. All data is estimated using statistical projections and contains varying margins of error.

In this report we will provide the U.S. Census's demographic data for the City of Oak Harbor and compare those data with Island County, Washington State, and the U.S.

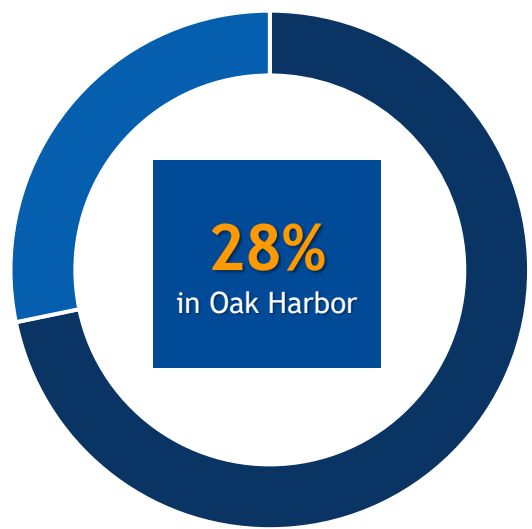
## INTRODUCTION AND SOURCES



# POPULATION



## Percent Population of Island County



**88,150\***  
 Island County Population

*\*Washington State Office of Financial Management, June 30, 2023, official population estimates.*

- Island County
- Oak Harbor

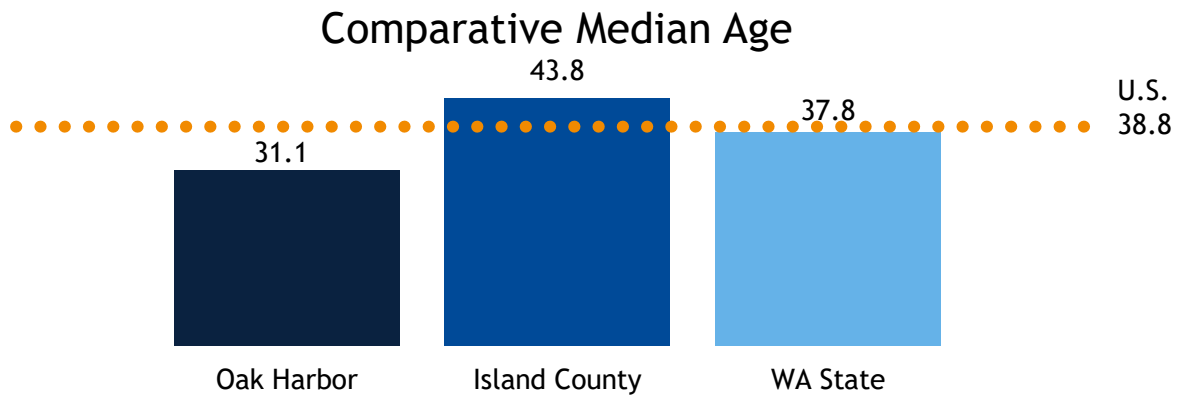


# AGE

The size of the U.S. population and its age distribution at any point in time are the result of historical trends in birth rates, mortality rates, and immigration rates. Today’s aging U.S. population results from the sharp decline in the birth rate in the 1960s, which marked the end of the Baby Boom, and the long-running decline in mortality rates. Immigration can offset these demographic forces to some degree but has not been of sufficient magnitude to reverse population aging.

Workers in different age groups may be substitutes or complements to one another and therefore the productivity of one age group can depend on interactions with workers in other age groups. Such productivity spillovers could occur between older and younger workers if, for example, an older worker’s greater experience increases not only their own productivity but also the productivity of those who work with them.

*“The Effect of Population Aging on Economic Growth, the Labor Force and Productivity,” 2016*



The effective labor input depends on the employment rate in the economy and the human capital of the workforce, and both of these components are potentially shaped by the population age structure. Among individuals, labor supply behavior varies by age and over time.

While the above comments are written regarding the U.S. population, the implications are the same for Island County, too.

Naval Air Station Whidbey Island influences the median age of Oak Harbor. Of the U.S. active-duty force

**81.2%** are under **35 years**

**66.4%** are under **30 years**

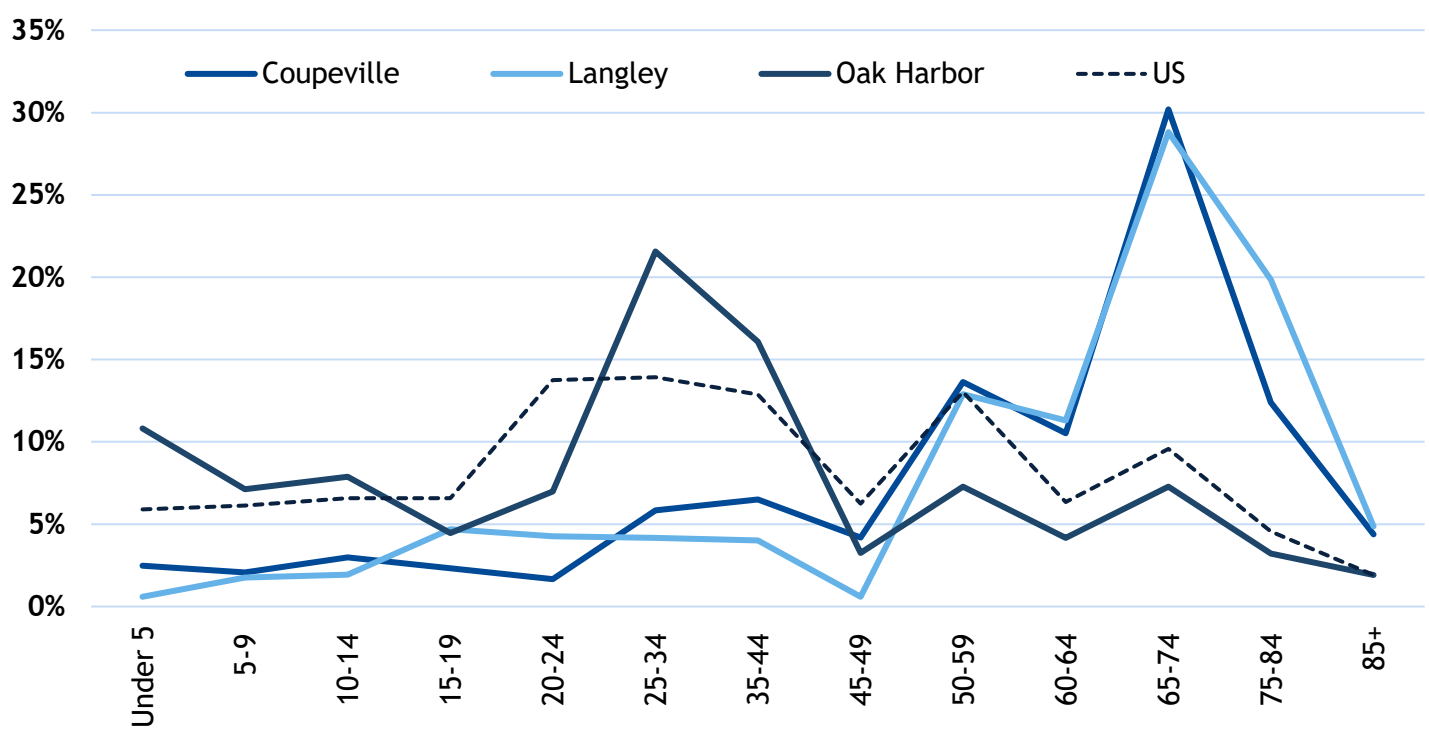
This plays a major role in keeping Oak Harbor’s and Island County’s median age as low as it is.

*Department of Defense 2020 Demographics Report*

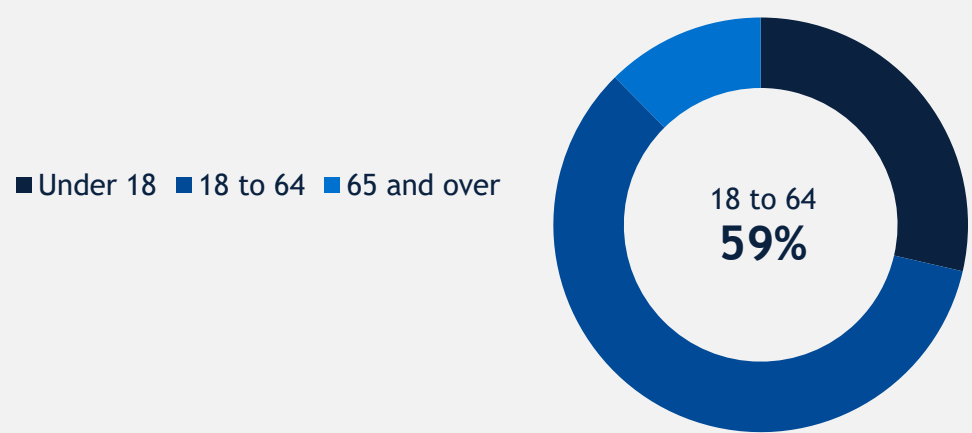


# AGE

Age Groups

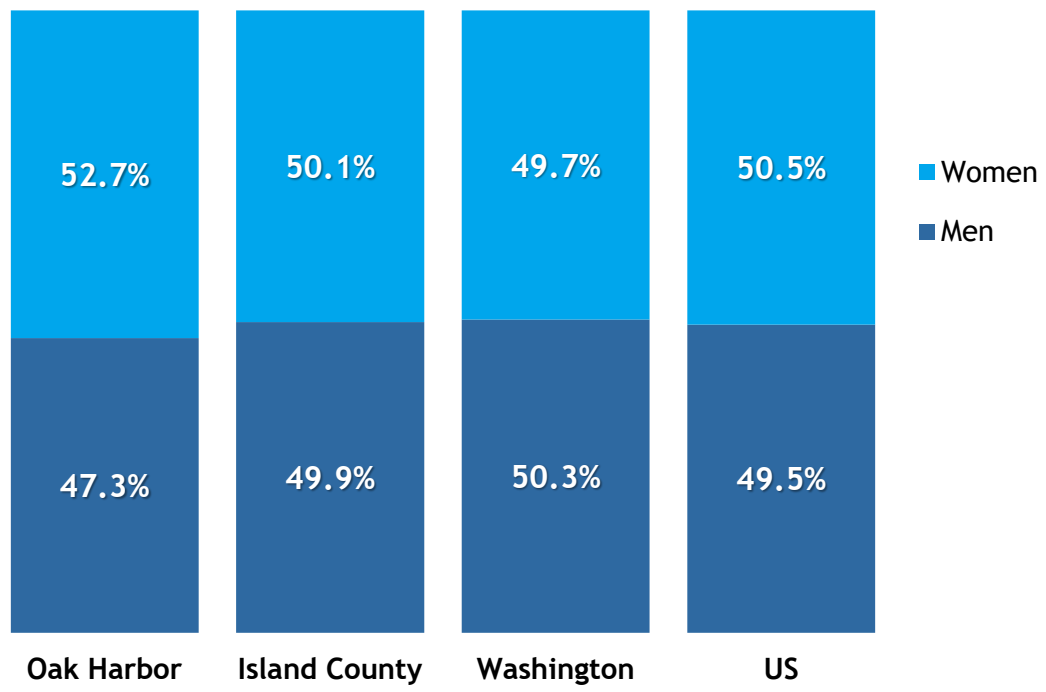


Population by Age Category



# SEX AND FERTILITY

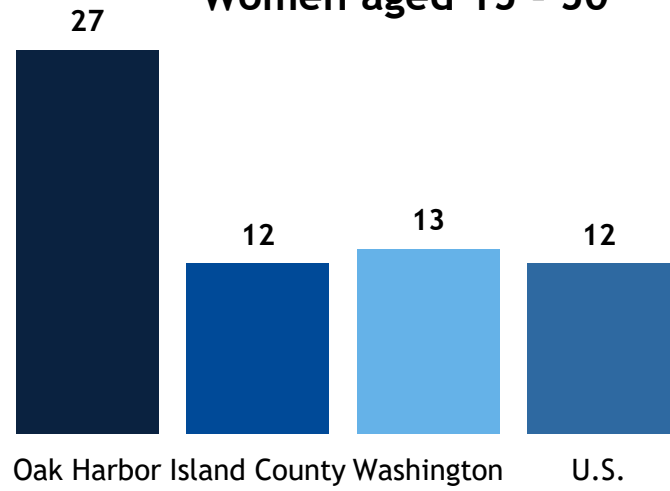
## Percentage of Men and Women



Percentage-wise, Oak Harbor has a **higher** percentage of women than men.

15-19 yrs	2
20-34 yrs	495
35-50 yrs	167

## Births Per 1,000 Women aged 15 - 50



Oak Harbor's birthrate is **~2.3X higher** than the national average

**~76%** births occur in North Whidbey due to lower median age higher population in 0-49 age range

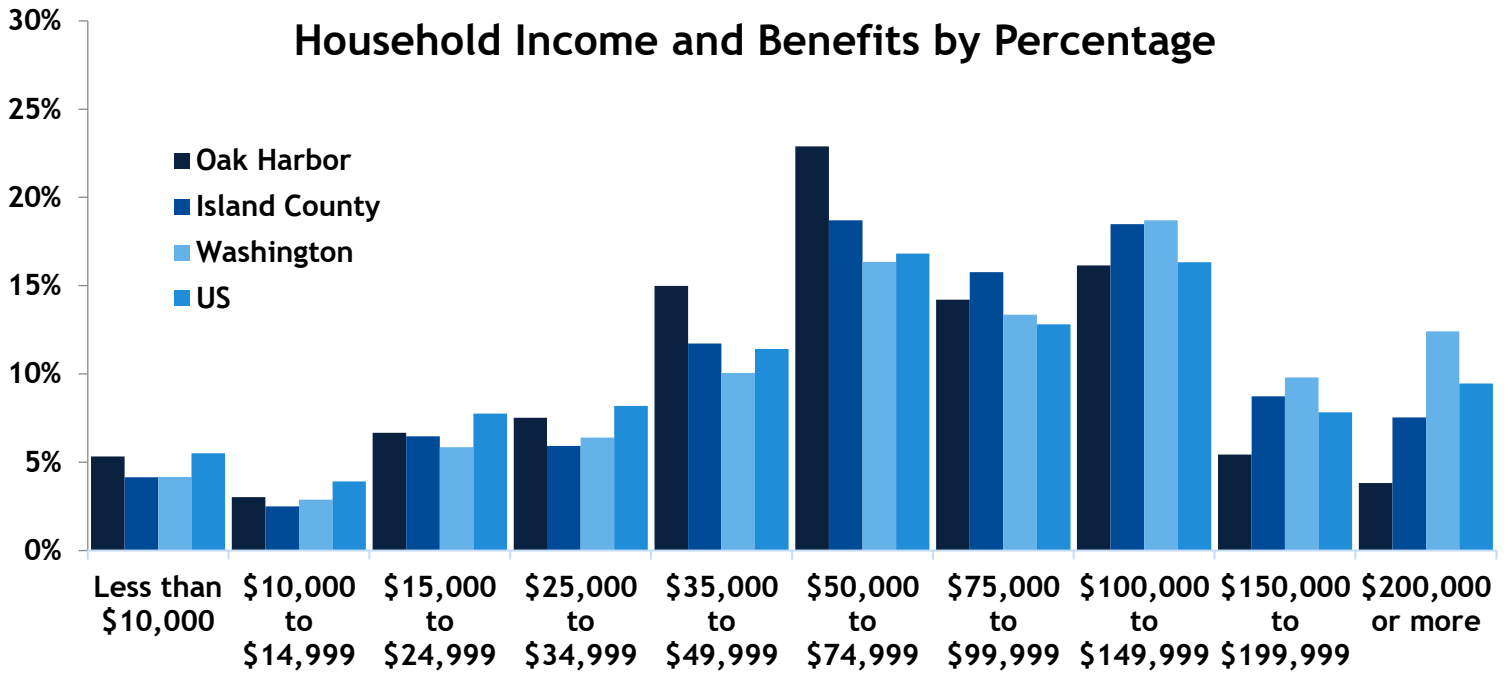


**664** total births in Oak Harbor

## Birth by Age

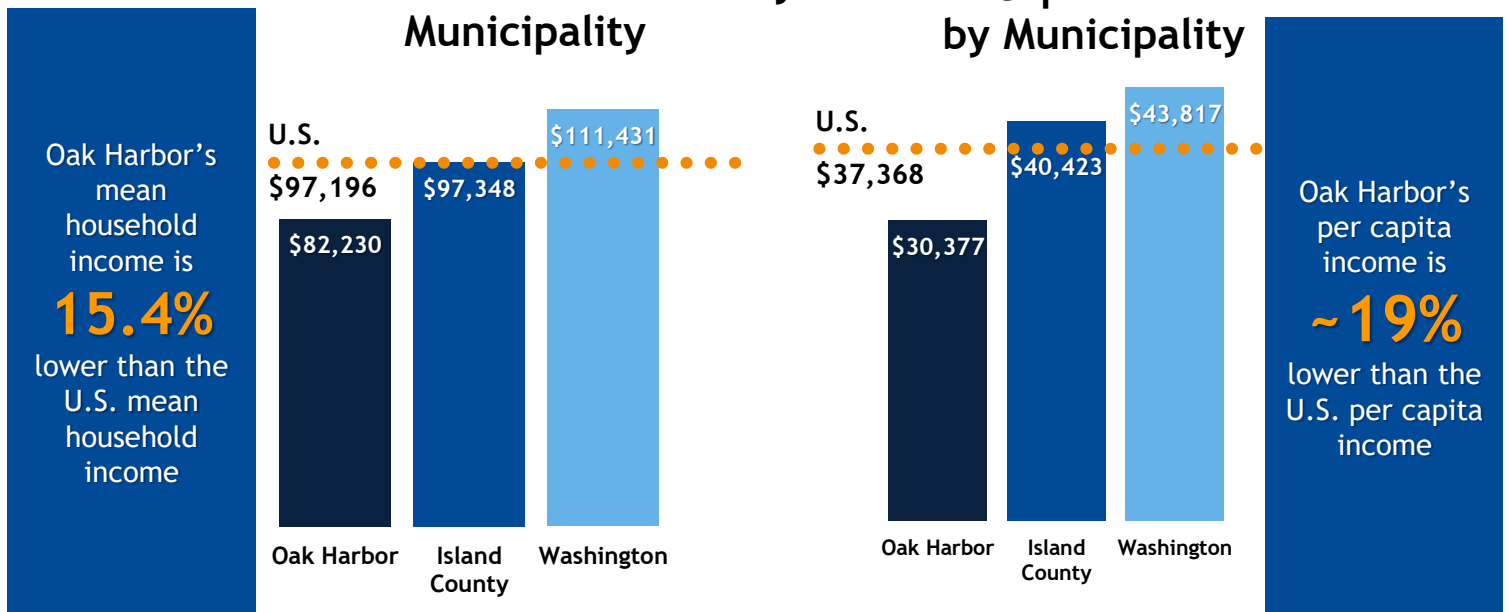
# INCOME

## Household Income and Benefits by Percentage



## Mean Household Income by Municipality

## Per Capita Income by Municipality

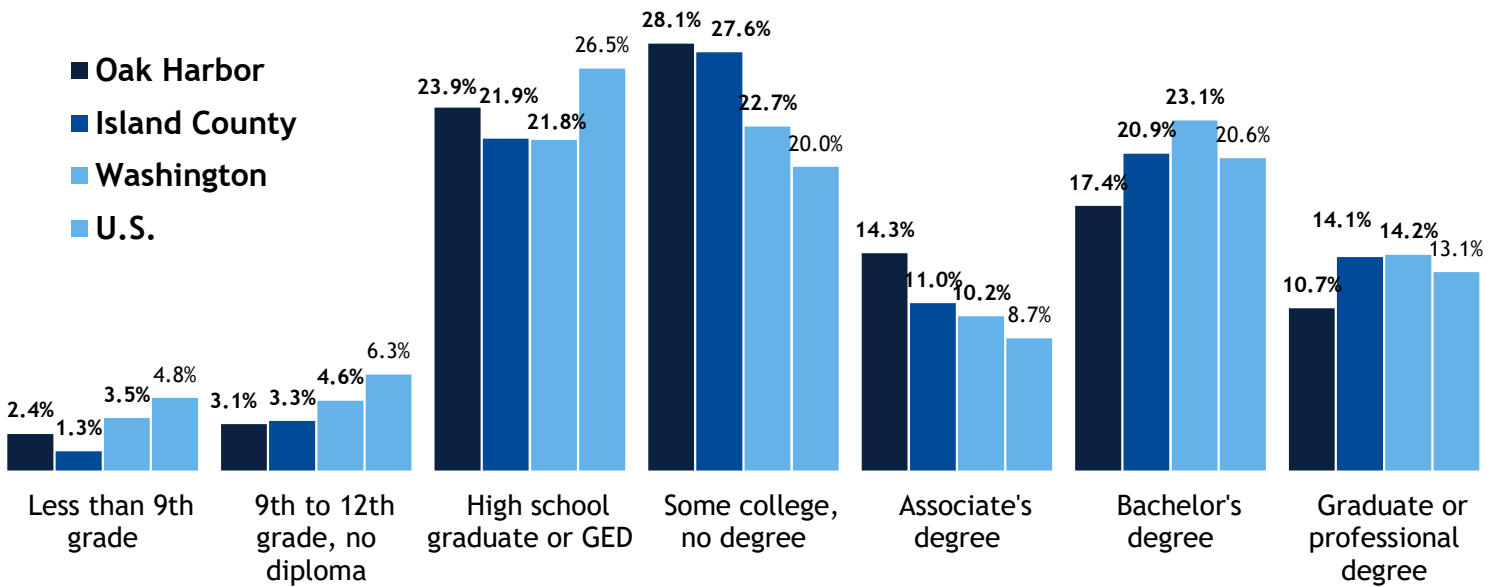




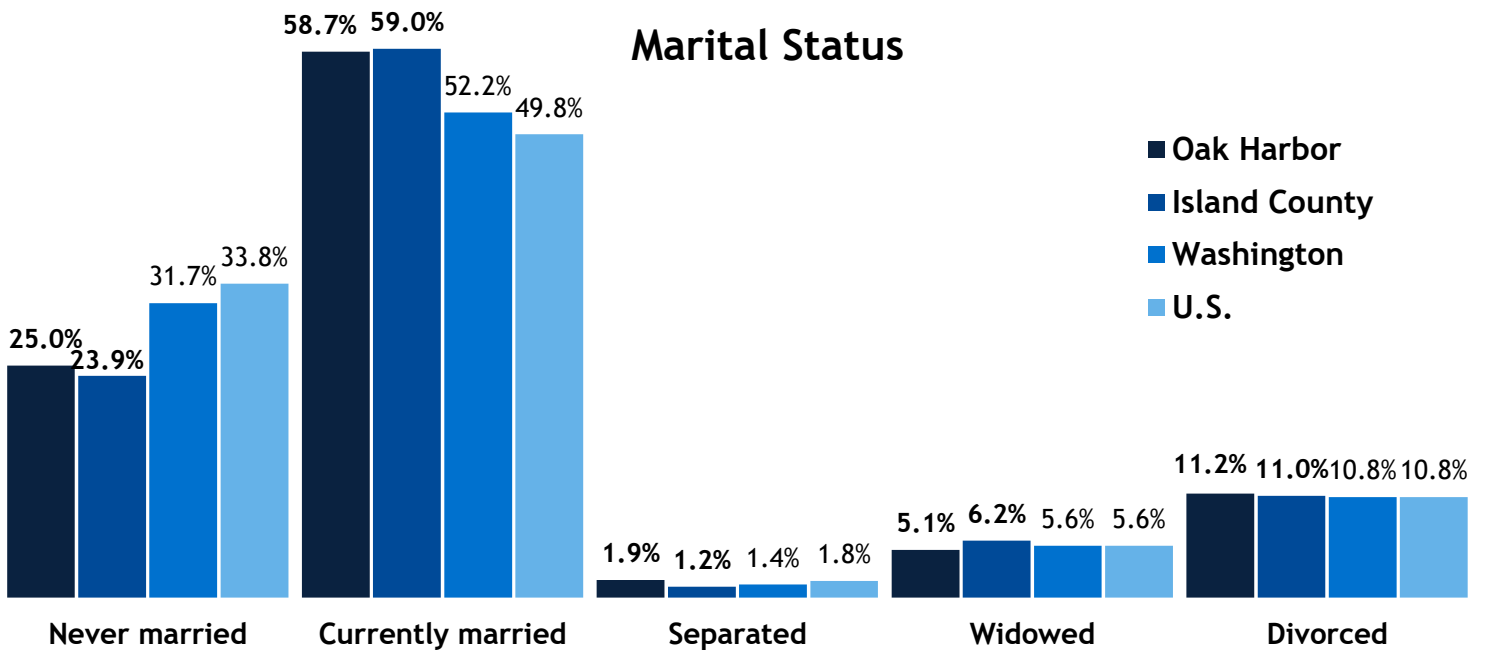


# EDUCATION & MARITAL STATUS

## Education Attainment - 25+ yrs Old



## Marital Status





# HOUSING

Census defines a housing unit as “a house, an apartment, a mobile home or trailer, a group of rooms, or a single room occupied as separate living quarters, or if vacant, intended for occupancy as separate living quarters. Separate living quarters are those in which the occupants live separately from any other individuals in the building, and which have direct access from outside the building or through a common hall.”

## Oak Harbor

Studio	395
1 bedroom	887
2 bedrooms	3,286
3 bedrooms	4,015
4 bedrooms	1,582
5+ bedrooms	152

Oak Harbor has  
**10,317**  
housing  
Units

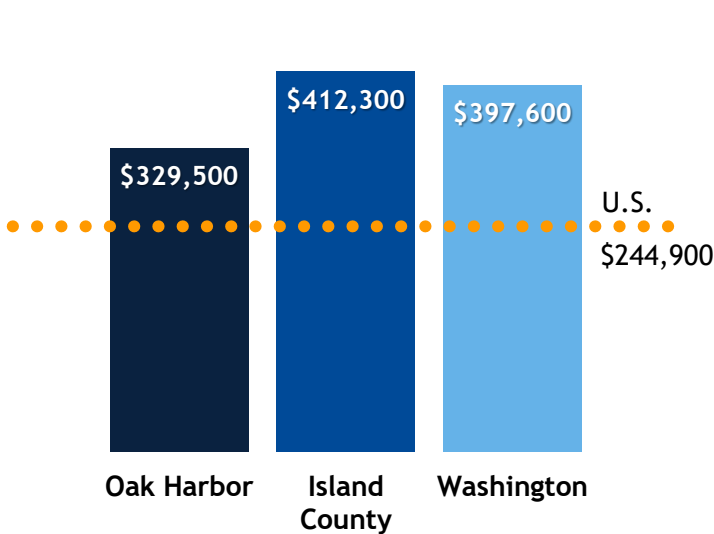
1 unit, attach	749
1 unit, detach	5,347
2 units	782
3-4 units	943
5-9 units	699
10-19 units	798
20+ units	407





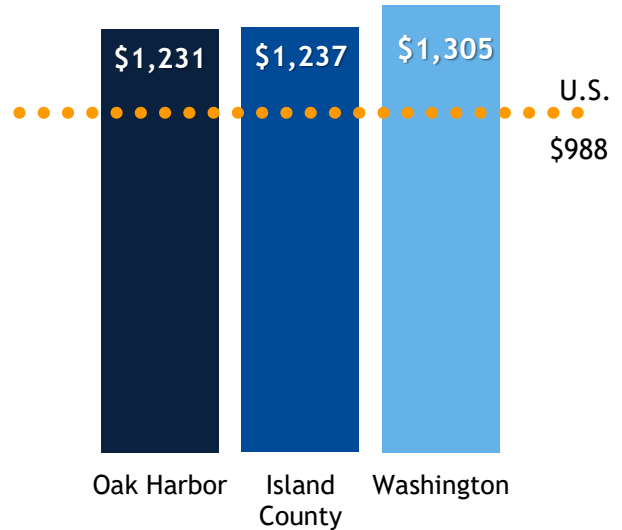
# HOUSING

## Median Home Value



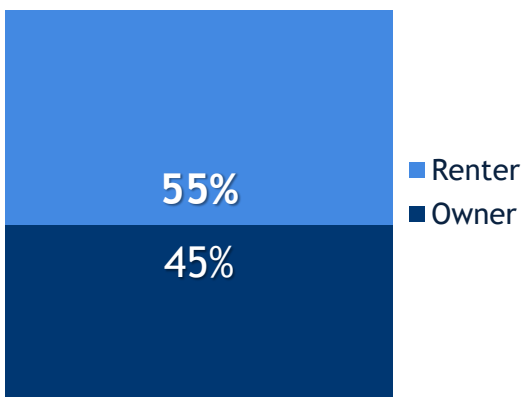
Median home value in Oak Harbor is **34.5%** higher than the U.S. average

## Median Rent



Rental rates in Oak Harbor are **32.5%** higher than U.S. average

## Occupant Type



Oak Harbor

Oak Harbor has the higher rental rates at about \$243 or 32.5% higher than the U.S. median. Frequently, the presence of a military base can lead to inflated rental prices as landlords attempt to match their rates to the Basic Allowance for Housing (BAH)\* rates of the installation's highest population. 53%\*\* of the Navy's ranks concentrate in the E-4 to E-6 pay grades. In 2023, for NAS Whidbey Island, WA, the BAH rates are \$1,692 per month for an E-4 with dependents, \$1,779 per month for an E-5 with dependents, and \$2,262 per month for an E-6 with dependents.

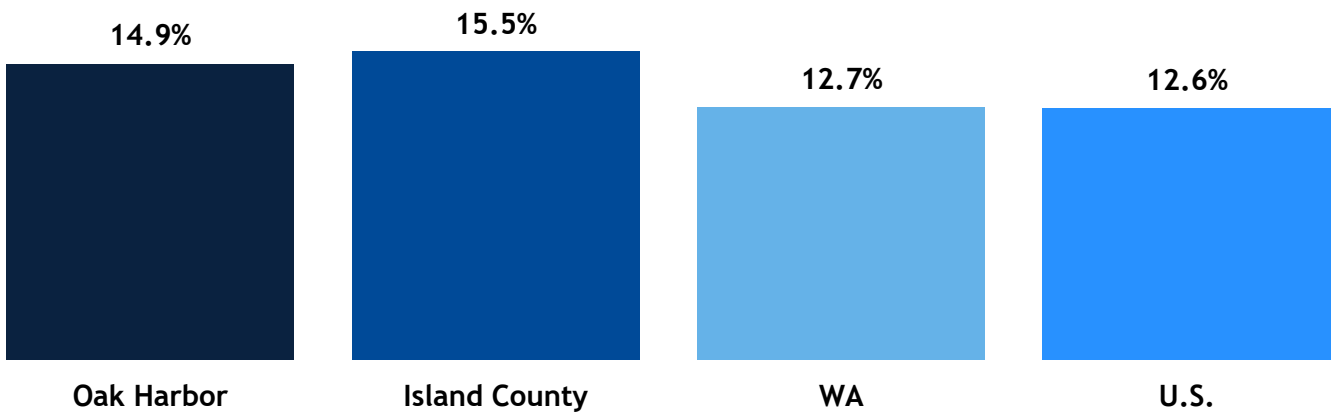
\*BAH Calculator - Defense Travel Management Office.

\*\*Office of the Deputy Assistant Secretary of Defense, "Profile of the Military Community," 2020



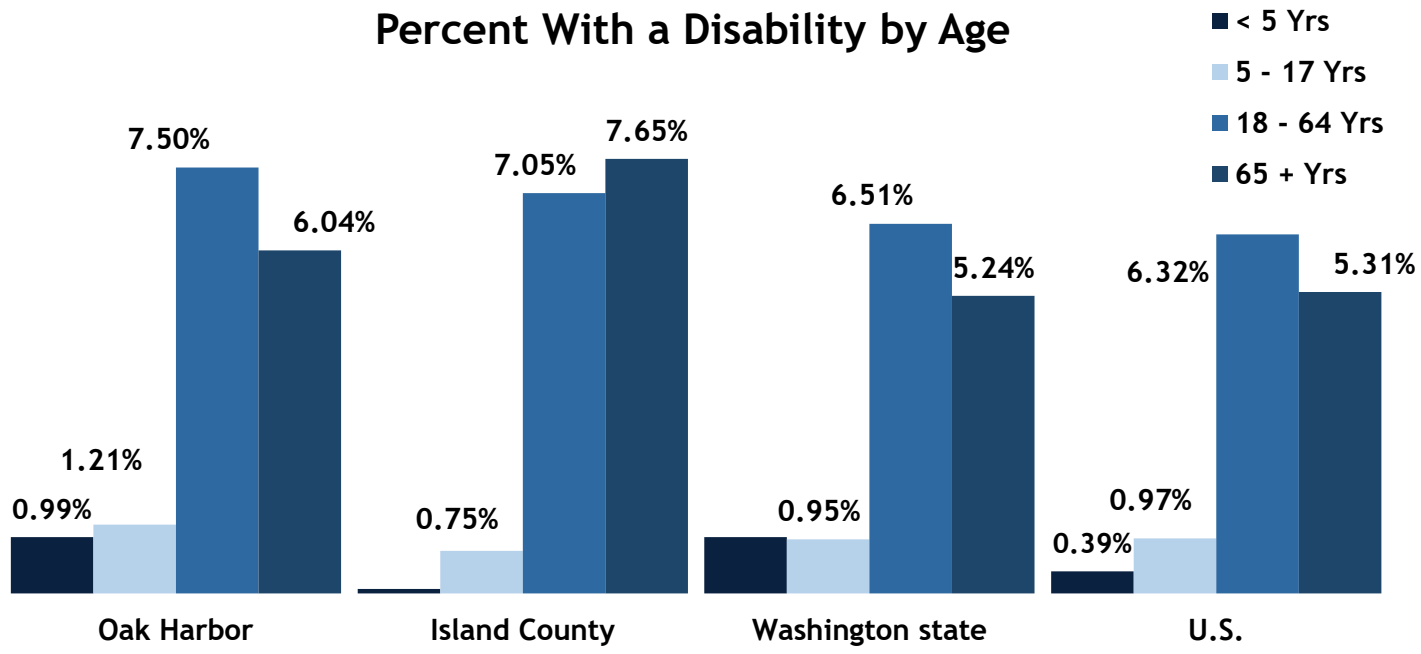
# DISABILITIES

Percent of Population with a Disability



Oak Harbor's population with a disability is **4%** less than Island County's, and **17%** higher than both Washington state and the U. S.

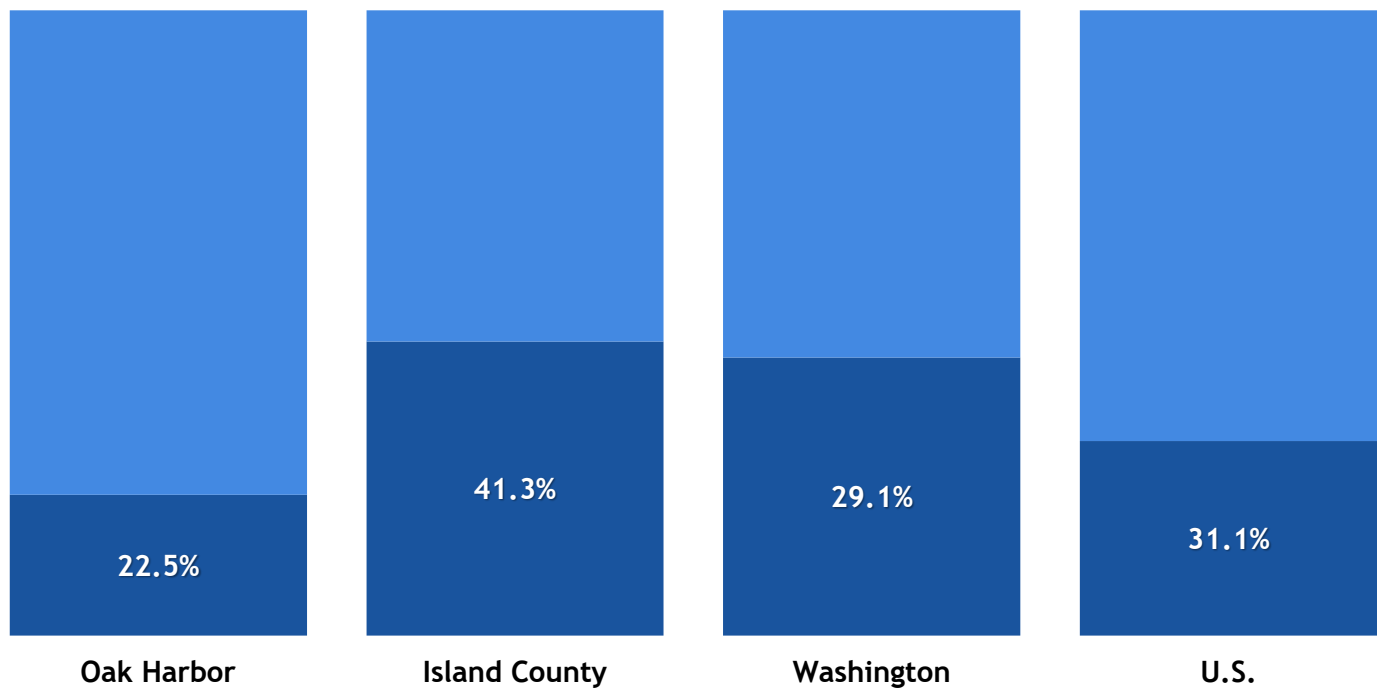
Percent With a Disability by Age





# SOCIAL SECURITY

## Households Receiving Social Security



Oak Harbor has a **lower percentage** of residents receiving Social Security than Island County, Washington, and the United States in large part due to our younger media age.

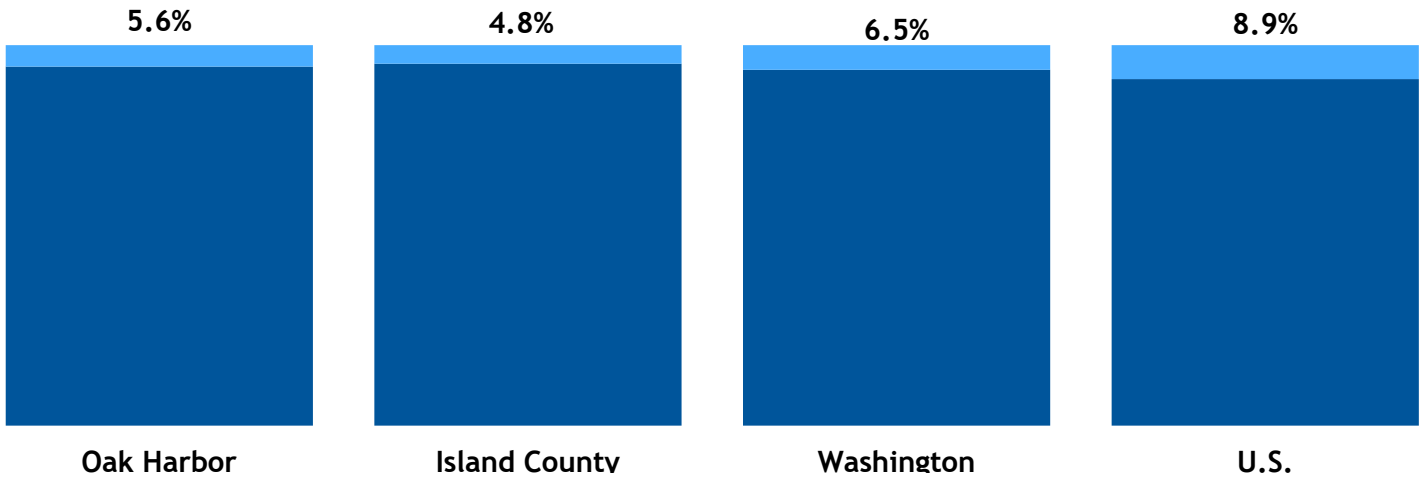


# POVERTY

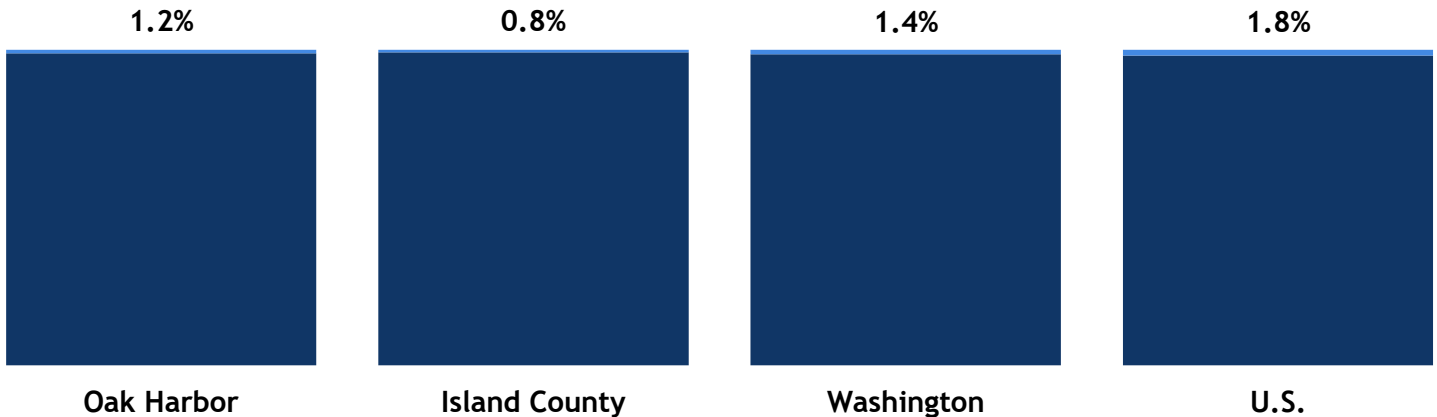
Poverty affects an economy in several ways. Those living in poverty, by definition, are that portion of a population living below the designated poverty line. These people have little money to spend, which creates less demand for many goods than might otherwise be the case. This has an adverse effect on the supply-side of the economic equation, which means less money paid to others to produce, distribute, and sell.

Poverty also adversely affects a nation's economy by diverting government revenue to programs oriented toward the poorer and less-advantaged segments of the population, such as welfare and unemployment payments, government-provided healthcare assistance, and so on.

## Families Below Poverty Level



## Families Below Poverty Level w/ children under 18

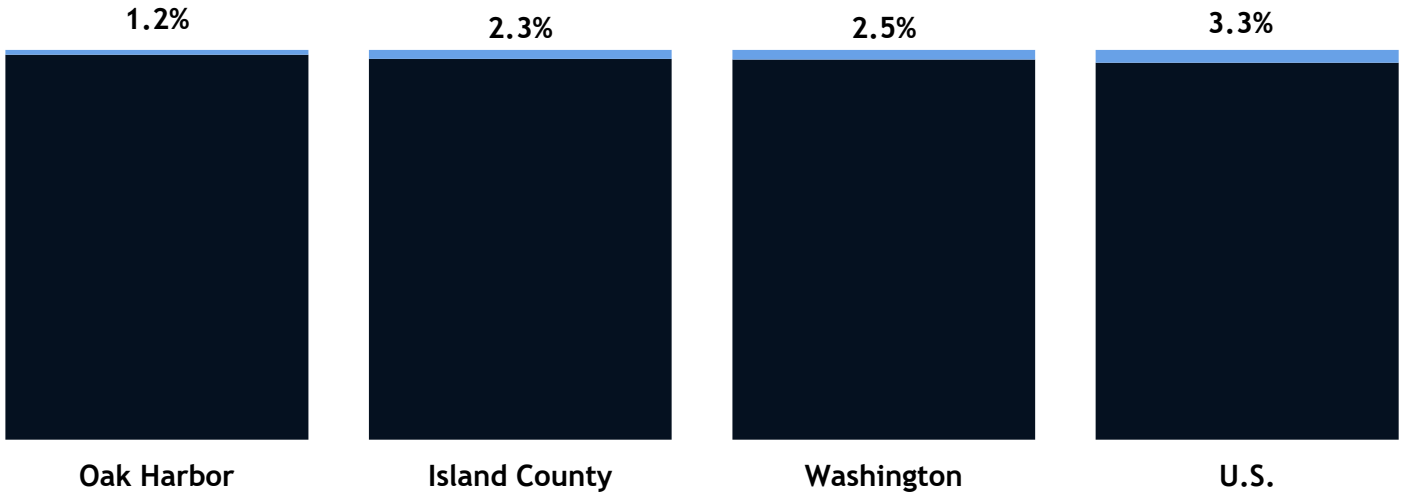




# POVERTY

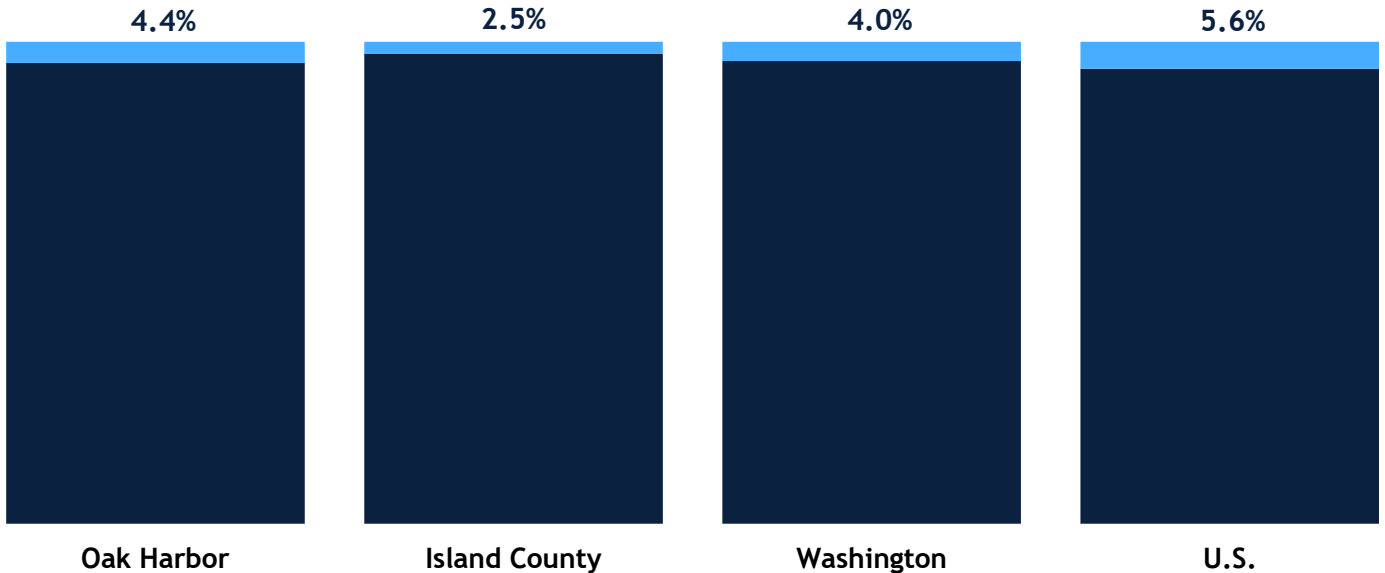
## Families Below Poverty Level

Married



## Families Below Poverty Level

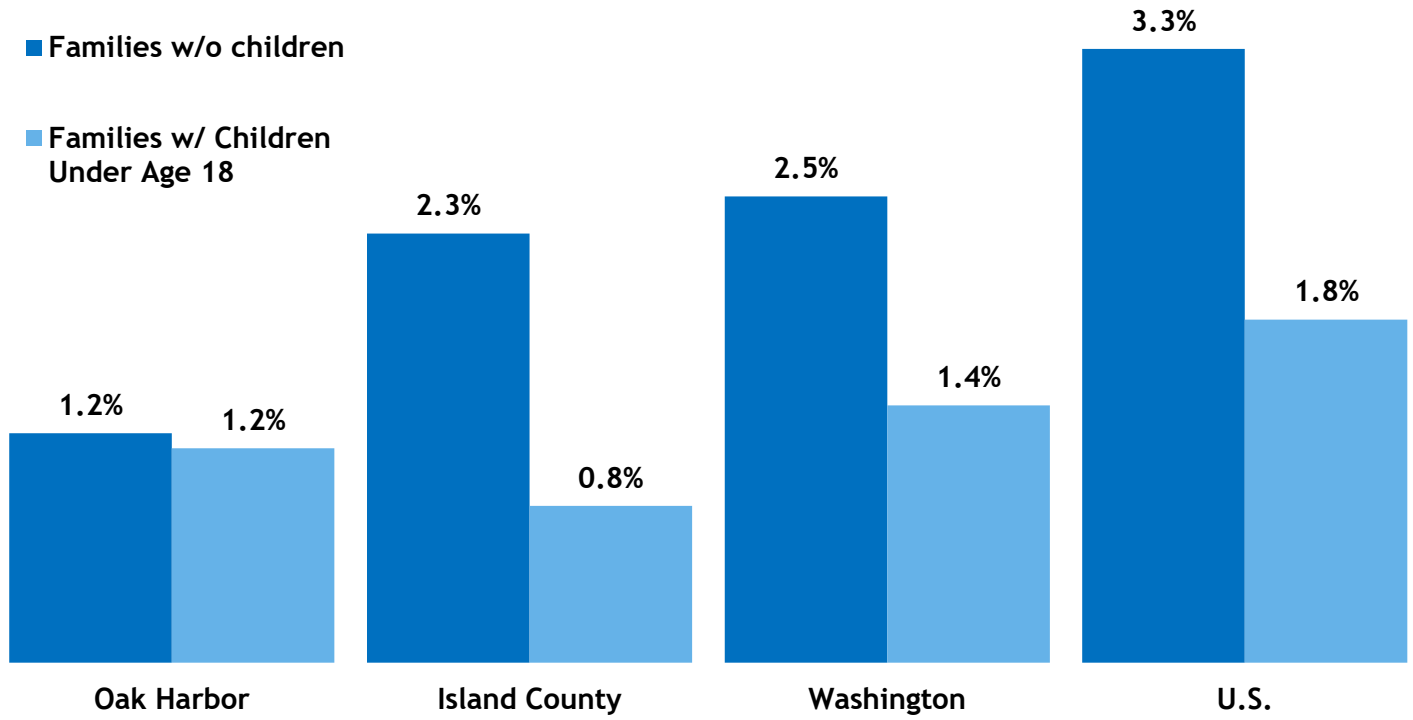
Single Parent





# POVERTY

## Married Couples Below Poverty Level



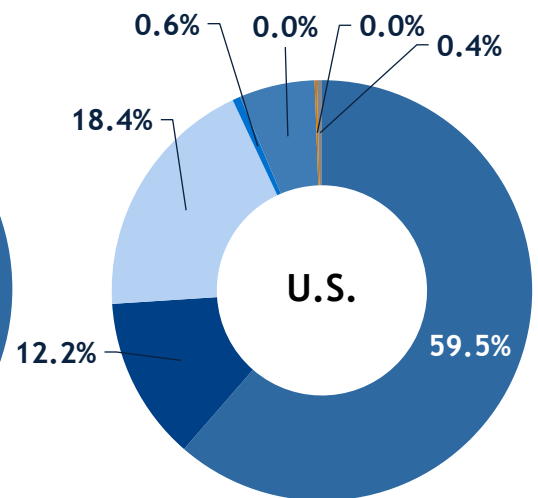
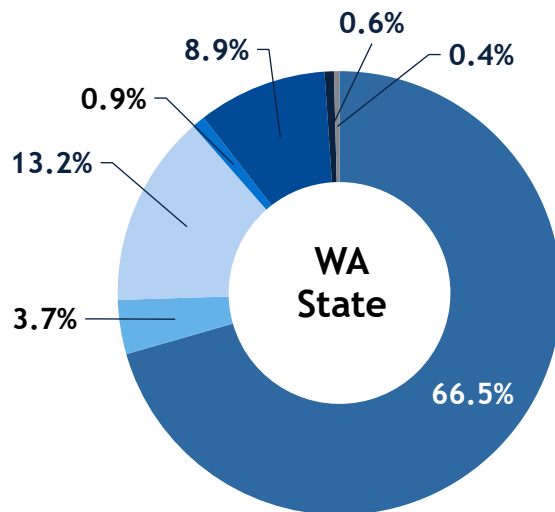
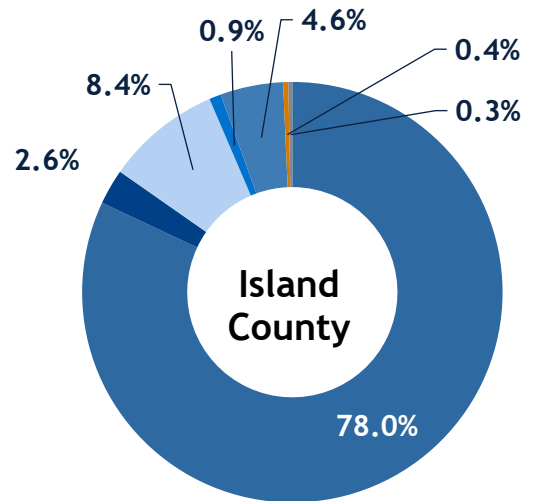
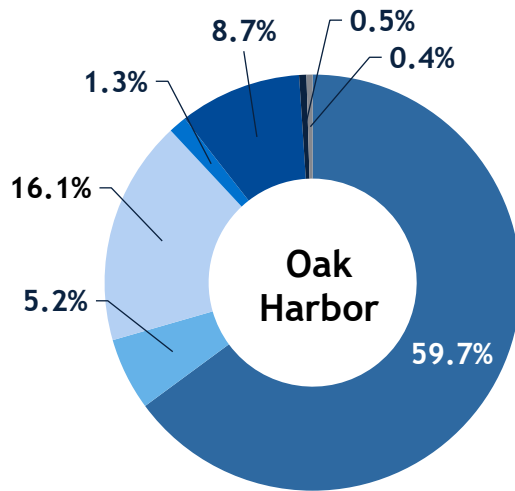
Oak Harbor's poverty rates are generally lower than Island County, Washington state, and the U.S. as a whole. The only area where it is not lower is in Families with Children under age 18 where Island County's rate is lower.

Keep in mind that both Oak Harbor has a very small populations compared with the others, so a minor increase can inflate the percentage more significantly.



# RACE

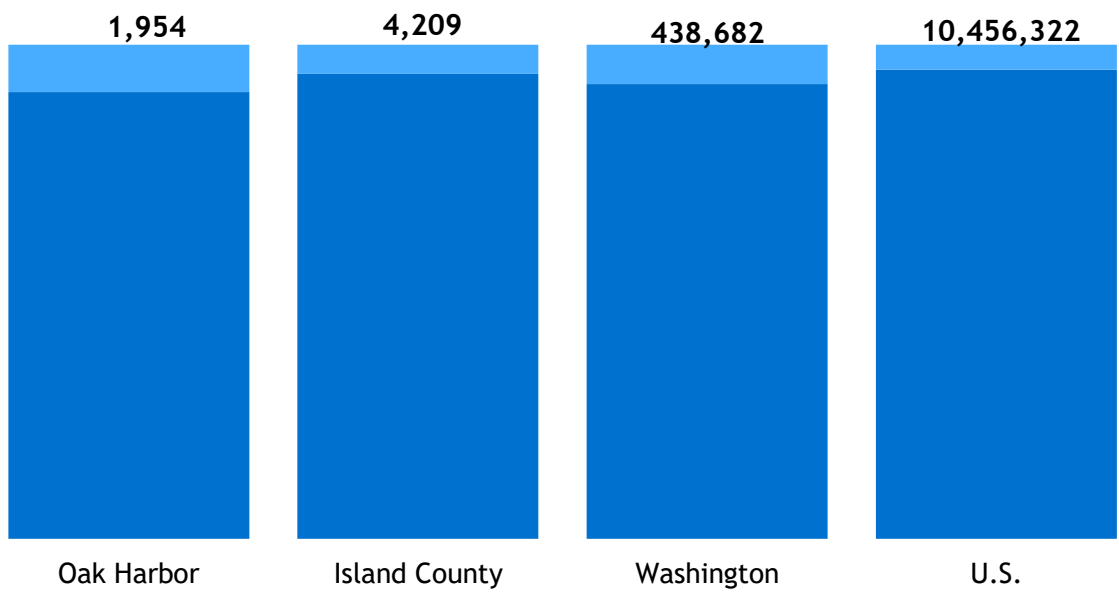
- White
- Black or African American
- Hispanic
- American Indian & Alaska Native
- Asian
- Native Hawaiian or Other Pacific Islander
- Other



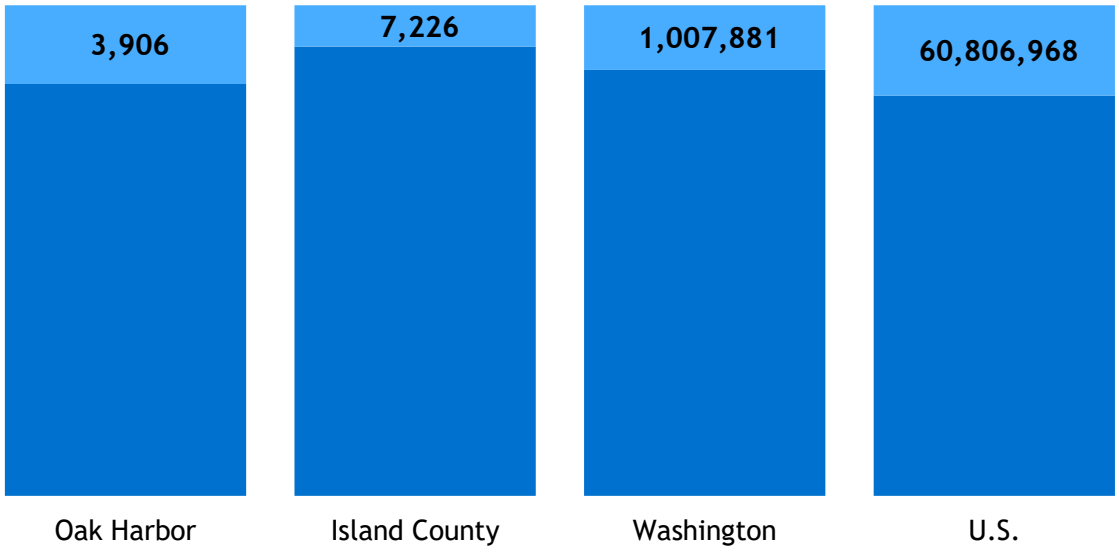


# RACE

## Population Two or More Races



## Population Hispanic or Latino



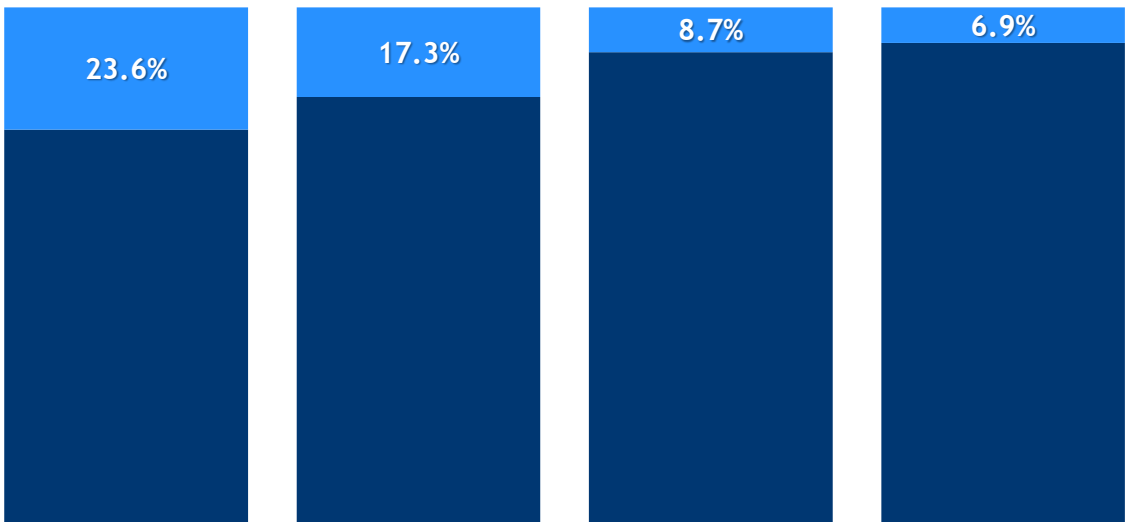
# VETERANS

By total count, the City of Oak Harbor has the highest number of veterans. The closer proximity to the Naval Air Station Whidbey Island contributes significantly to this stark difference.



Oak Harbor has **~36% more** veterans by percentage of the population than Island County and **~271% more** than Washington state veteran population and is **342% higher** than the national average veteran population

**Veterans by Percentage of Population**



Oak Harbor      Island County      Washington      U.S.

## Sources

International Finance Corporation. 2020 Demographics - Profile of the Military Community. Washington DC: Office of the Deputy Assistant Secretary of Defense (Military Community and Family Policy), 2020.

<https://download.militaryonesource.mil/12038/MOS/Reports/2020-demographics-report.pdf>

Maestas, Nicole, Kathleen J. Mullen, and David Powell, The Effect of Population Aging on Economic Growth, the Labor Force and Productivity, Santa Monica, Calif.: RAND Corporation, WR-1063-1, 2016. [Cited: 12 22, 2022.]

[https://www.rand.org/pubs/working\\_papers/WR1063-1.html](https://www.rand.org/pubs/working_papers/WR1063-1.html)

Ozturk, Ilhan, The Role of Education in Economic Development: A Theoretical Perspective. 05 28, 2008. [Cited 12 22, 2022.]

<http://dx.doi.org/10.2139/ssrn.1137541>

U.S. Census Bureau. American Community Survey 2021, 5-year estimates. United States Census Bureau. [Online] 12 08, 2022. [Cited: 01 24, 2022.]

<https://www.census.gov/programs-surveys/acs/geography-acs/areas-published.html>

U.S. Census Bureau. Glossary. United States Census Bureau. [Online] 01 29, 2021. [Cited: 12 22, 2022.] <https://www.census.gov/glossary/>

Washington State Office of Financial Management. April 1, 2023 official population estimates. [Online] 06 30, 2023. [Cited: 07 05, 2023.]

<https://ofm.wa.gov/washington-data-research/population-demographics/population-estimates/april-1-official-population-estimates>

## SOURCES

City of Oak Harbor  
865 SE Barrington Drive  
Oak Harbor, WA 98277

<https://www.oakharbor.gov/>

Phone: 360-279-4500

